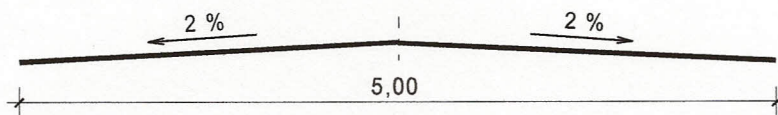


# PRZEKROJE POPRZECZNE

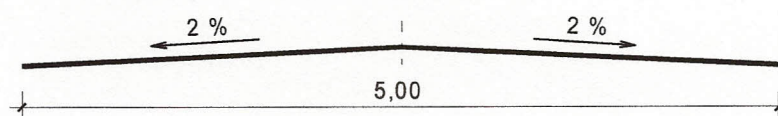
DROGA NR 1001 C W KM 6+750 - 7+100

SKALA 1:50  
SKALA 1:20

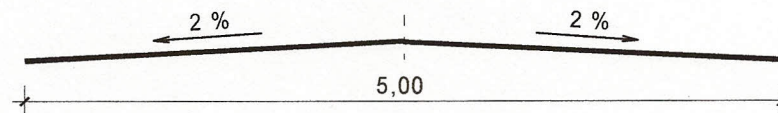
**KM 6+750**




**KM 6+800**



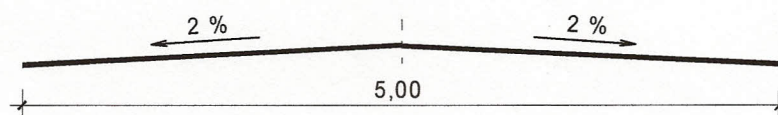
**KM 6+850**



**KM 6+900**



**KM 6+950**



**KM 7+100**

